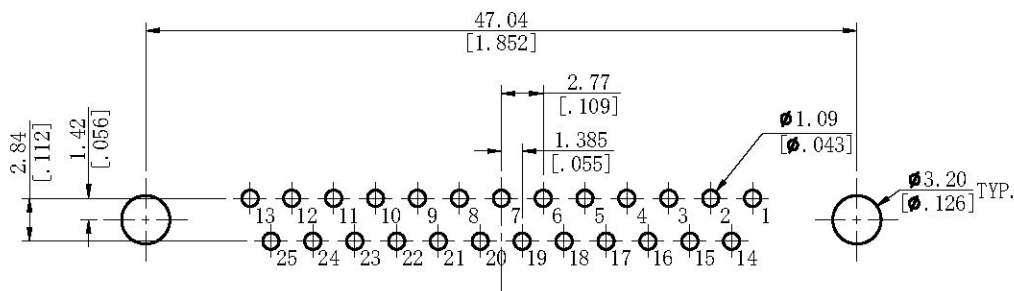
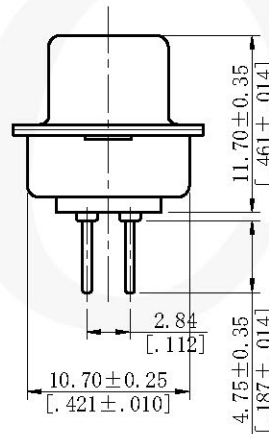
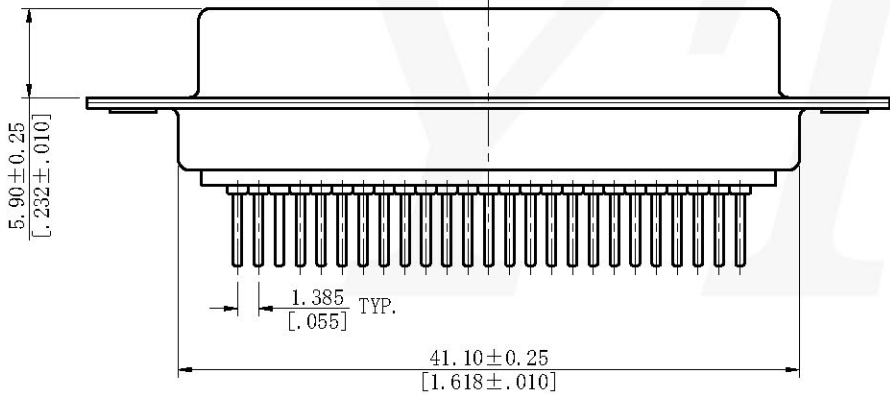
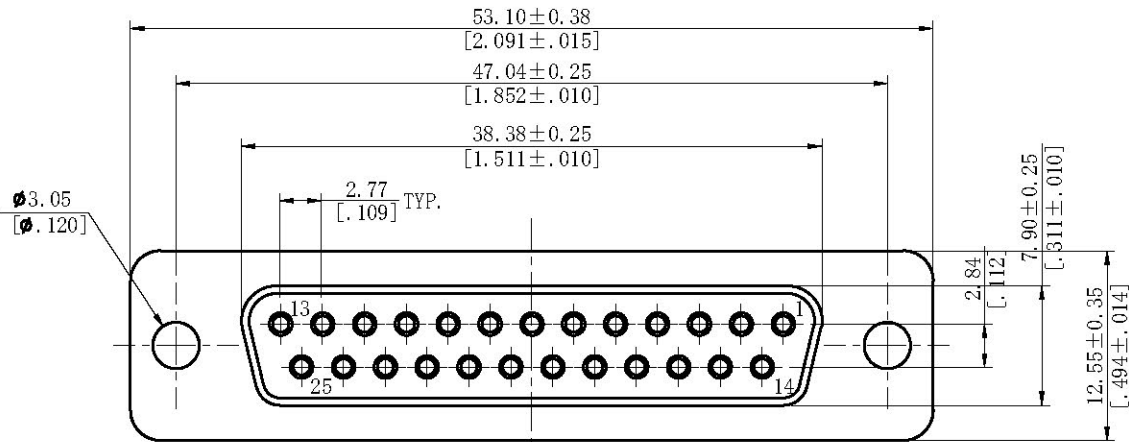


REV	REVISION	NAME	DATE



Recommended P.C.B Layout (Top Side)
(PCB BOARD TOLERANCE ± 0.05)

Electrical:
 Current Rating: 3.00AMP
 Contact Resistance: 20mΩ Max
 Insulation Resistance: 1000MΩ Min
 Dielectric Withstanding Voltage: 500V AC for 1 Minute
 Mechanical:
 Insulator: PBT+30% Glass Filled Polyester UL94V-0
 Contact: Copper Alloy
 Contact Plating: Au or Sn over Ni
 Shell: Steel, Nickel Plated
 Fork: Copper Alloy, Tin over Ni Plated
 Screw: Steel Or Copper Alloy, Nickel Plated
 Nut: Steel Or Copper Alloy, Nickel Plated
 Environmental:
 Operating Temp Range: -55°C ~ +105°C

Ordering Code:
 6021-25F X XX X A 01

Mounting Style 0=Without Fork Without Nut 5=With Front Nut 6=With Back Nut 7=With Back Fork 8=With Back Fork With Screw	Contact Plating C0=Gold Flash S0=Gold Flash/Tin S1=3u" Gold/Tin S2=5u" Gold/Tin S3=10u" Gold/Tin S4=15u" Gold/Tin S5=30u" Gold/Tin	Color Insulator B=Black W=White U=Blue
--	---	---

NAME	DIM "L"				
NUT	3.00 (.118)	4.00 (.157)	4.80 (.189)	6.00 (.236)	6.50 (.256)

Code	0	5	6	7	8
Mounting Style					



THIS DRAWING IS A CONTROLLED DOCUMENT

TOLERANCES UNLESS OTHERWISE SPECIFIED

UNITS	SCALE	SIZE
mm/inch	FIT	A4
DRAWN BY	DATE	TITLE
Xu	7/29/2022	D-SUB FEMALE STRAIGHT DIP BOARD MOUNT
ENGINEER	DATE	PART NO.
Zhang	7/29/2022	6021-25FXXXXA01
CHECKED BY	DATE	DRAWING NO.
Mike	7/29/2022	6021
APPROVED BY	DATE	FILE PATH
Andy	7/29/2022	A/D/YTCOTZ/D-SUB/DP
PROJ.	FACE CODE	SHEET
594309442		1 OF 1

YTCO TECHNOLOGY
 HTTP://WWW.YTCO.CO E-MAIL: SALES@YTCO.CO