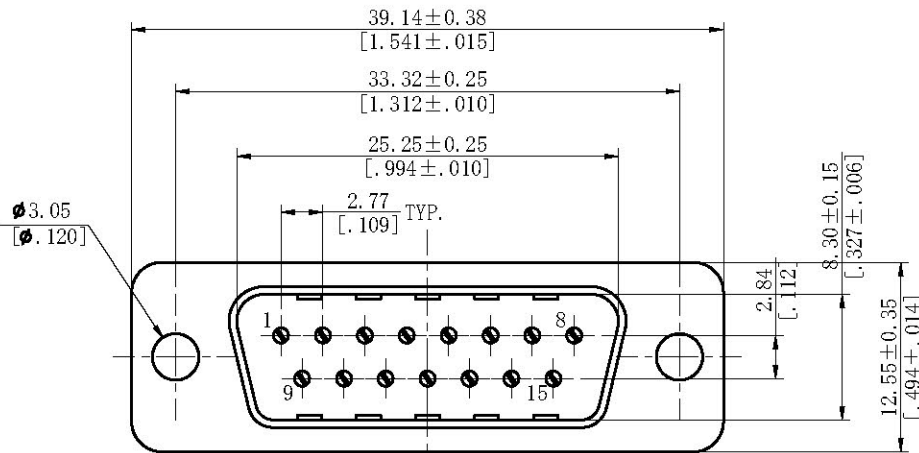
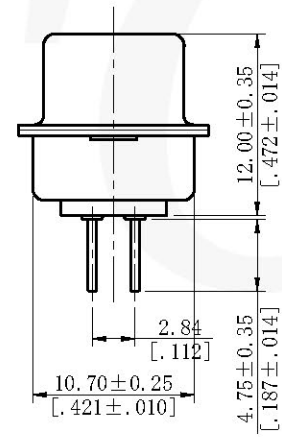
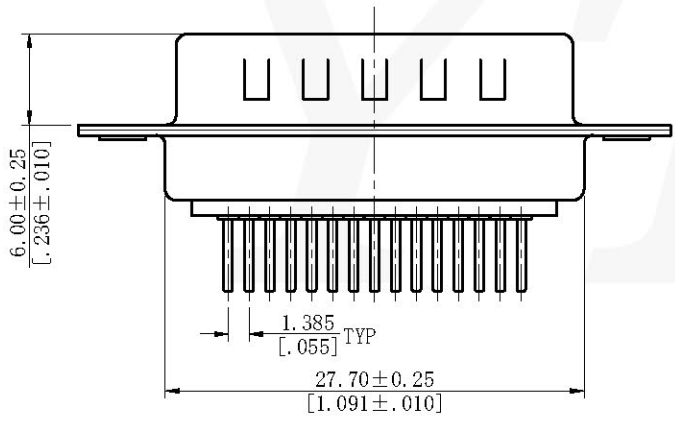


REV	REVISION	NAME	DATE



**Electrical:**  
 Current Rating:3.00AMP  
 Contact Resistance:20mΩ Max  
 Insulation Resistance:1000MΩ Min  
 Dielectric Withstanding Voltage:500V AC for 1 Minute  
**Mechanical:**  
 Insulator:PBT+30% Glass Filled Polyester UL94V-0  
 Contact:Copper Alloy  
 Contact Plating:Au or Sn over Ni  
 Shell:Steel, Nickel Plated  
 Fork:Copper Alloy, Tin over Ni Plated  
 Screw:Steel Or Copper Alloy, Nickel Plated  
 Nut:Steel Or Copper Alloy, Nickel Plated  
**Environmental:**  
 Operating Temp Range:-55°C~+105°C

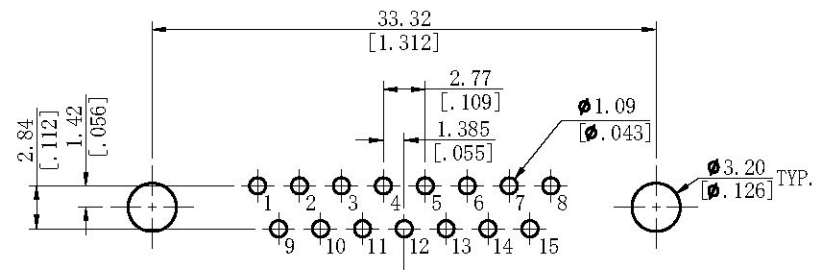


Ordering Code:  
 6021-15M X XX X A 01

Mounting Style	Contact Plating	Color Insulator
0=Without Fork Without Nut 5=With Front Nut 6=With Back Nut 7=With Back Fork 8=With Back Fork With Screw	C0=Gold Flash S0=GoldFlash/Tin S1=3u" Gold/Tin S2=5u" Gold/Tin S3=10u"Gold/Tin S4=15u"Gold/Tin S5=30u"Gold/Tin	B=Black W=White U=Blue

NAME	DIM "L"				
NUT	3.00 (.118)	4.00 (.157)	4.80 (.189)	6.00 (.236)	6.50 (.256)

Code	0	5	6	7	8
Mounting Style					



Recommended P.C.B Layout (Top Side)  
 (PCB BOARD TOLERANCE ±0.05)



THIS DRAWING IS A CONTROLLED DOCUMENT

TOLERANCES UNLESS OTHERWISE SPECIFIED	UNITS mm/inch	SCALE FIT	SIZE A4
DRAWN BY Xu	DATE 7/29/2022	TITLE	D-SUB MALE STRAIGHT DIP BOARD MOUNT
ENGINEER Zhang	DATE 7/29/2022	PART NO.	6021-15MXXXXA01
CHECKED BY Mike	DATE 7/29/2022	DRAWING NO.	6021
APPROVED BY Andy	DATE 7/29/2022	FILE PATH	A/D/YTCOTZ/D-SUB/DP
PROJ. 594309442	SHEET 1 OF 1	REV A	

