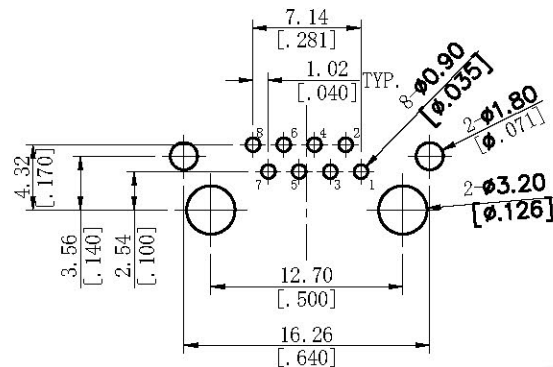
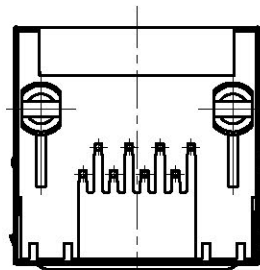
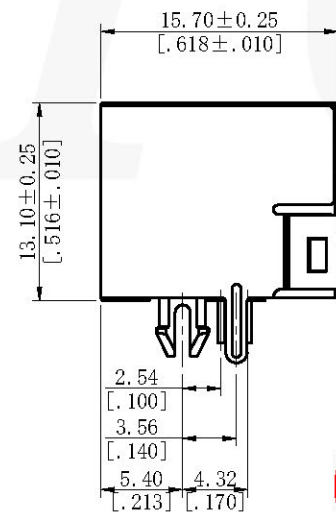
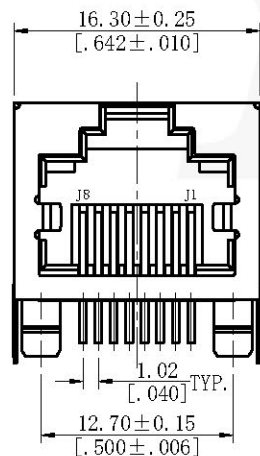


REV	REVISION	NAME	DATE



Recommended P.C.B Layout (Top Side)
(PCB BOARD TOLERANCE ± 0.05)



Electrical:

1. Voltage Rating: 125 VAC RMS.
2. Current Rating: 1.5 Amp.
3. Contact Resistance: 30 Milliohms Max.
4. Insulation Resistance: 1000 MegoHMS MIN@500 VDC.
5. Dielectric Strength: 1000VAC RMS 50Hz. 1Min.

Mechanical:

1. Housing Material: Glass Filled Polyester UL94V-0.
2. Contact Material: Phosphor Bronz ϕ 0.46mm.
3. Plating: Gold Plating Over Nickel.
4. Shield: Copper Alloy 0.20mm Thickness Plating Ni.
5. Operating Life: 750 Cycles Min.
6. Pcb Retention Pre-solder: 1 Lb Min.

Environmental:

1. Storage: -40°C To +85°C
2. Operation: -40°C To +85°C

Ordering Code:

6563-881 XX X X 10 A 01

Contact Plating G0=Gold Flash G1=3u" Gold G2=5u" Gold G3=10u" Gold G4=15u" Gold G5=30u" Gold	Insulator Material A=PBT E=PA46 F=PA66	Color Insulator B=Black W=White U=Blue R=Red Y=Yellow G=Grey
--	---	--

ITEM	Part No.
Standard	6563-881GOAB10A01
Alternate	



THIS DRAWING IS A CONTROLLED DOCUMENT

TOLERANCES UNLESS OTHERWISE SPECIFIED	UNITS mm/inch	SCALE FIT	SIZE A4
0 PLC \pm —	1	1	1
1 PLC $\pm 0.30/.012$	2	2	2
2 PLC $\pm 0.25/.010$	3	3	3
3 PLC $\pm 0.20/.008$	4	4	4
4 PLC $\pm 0.10/.004$	5	5	5
ANGLES $\pm 3^\circ$	6	6	6



YTCO TECHNOLOGY
HTTP://WWW.YTCO.CO E-MAIL:SALES@YTCO.CO

TITLE	MODULAR JACK 8 POSITION SIDE ENTRY WITH SHIELD
PART NO.	6563-881XXXX10A01
DRAWING NO.	6563
FILE PATH	A/D/YTCOTZ/RJ/6563
SHEET	1 OF 1
REV	A